


**NAGAR PALIKA PARISHAD SAMBHAL**

**YEAR ENDING AS ON 31-03-2020**

**Schedule I-1: Tax Revenue [Code No 110]**

Minor Code No	Particulars	Current year (Rs.)	Previous Year (Rs.)
1	2	3	4
110-01	Property tax	10,840,450.00	10,947,554.00
110-02	Water tax	9,256,618.00	7,263,569.00
110-03	Sewerage Tax	0.00	0.00
110-04	Conservancy Tax	0.00	0.00
110-05	Lighting Tax	0.00	0.00
110-06	Education tax	0.00	0.00
110-07	Vehicle Tax	0.00	0.00
110-08	Trades Tax	0.00	0.00
110-09	Electricity Tax	0.00	0.00
110-10	Professional Tax	0.00	0.00
110-11	Advertisement tax	0.00	108803.00
110-12	Pilgrimage Tax	0.00	0.00
110-51	Food Licence Tax	0.00	0.00
110-52	Petrol Tax	0.00	0.00
110-80	Other taxes	0.00	0.00
	Cinema hall tax	0.00	14,920.00
	<b>Sub-total</b>	<b>20,097,068.00</b>	<b>18,334,846.00</b>

Less: -



110-90 Tax Remissions & Refund [Schedule 1-1 (a)]

0.00

0.00

Code No	Particulars	Current year (Rs.)	Previous year (Rs.)
1	2	3	4
	Property taxes	0.00	0.00
	Octroi and toll	0.00	0.00
	Cess Income	0.00	0.00
	Advertisement tax	0.00	0.00
	Others	0.00	0.00

Total refund and remission of tax revenues	0.00	0.00
Total tax revenue	20,097,068.00	18,334,846.00




**Schedule I-2 : Assigned Revenues & Compensation [Code No 120]**

Code No	Particulars	Current year (Rs.)	Previous year (Rs.)
1	2	3	4
120-10	Taxes and Duties collected by others	0.00	0.00
120-20	Compensation in lieu of Taxes / duties/2% stamp duty	0.00	6,741,389.00
120-30	Compensations in lieu of Concessions	0.00	
<b>Total assigned revenues &amp; compensation</b>		-	6,741,389.00



**Schedule I-3: Rental income from Municipal Properties [Code No 130]**

Code No	Particulars	Current year (Rs.)	Previous Year (Rs.)
1	2	3	4
130-10	Rent from Civic Amenities	0.00	0.00
130-20	Rent from shops	297,907.00	430,122.00
130-30	Rent from Guest Houses	0.00	0.00
130-40	Rent from lease of lands		
130-80	Other rents		
	<b>Sub-Total</b>	297,907.00	430,122.00
	Less:	0	
130-90	Rent Remission and Refunds		
	<b>Sub-total</b>	0.00	
	<b>Total Rental Income from Municipal Properties</b>	<b>297,907.00</b>	<b>430,122.00</b>



**Schedule I-4 : Fees & User Charges [Code No 140]**

**Schedule I-4 (a): Fees & User Charges – Function wise**

Code No	Particulars	Current year (Rs.)	Previous Year (Rs.)
1	2	3	4
140-01	Municipal Body	0.00	0.00
140-02	Administration	0.00	0.00
140-03	Finance, Accounts, Audit	0.00	0.00
140-04	Election	0.00	0.00
140-05	Record Room	0.00	0.00
140-06	Estate	0.00	0.00
140-07	Stores & Purchase	0.00	0.00
140-08	Workshop	0.00	0.00
140-09	Census	0.00	0.00

**Total income from fees & user charges –**

0.00

0.00

**Function wise**

**Schedule I-4 (b): Fees & User Charges – Income head-wise [Code 140]**

Code No	Particulars	Current year (Rs.)	Previous Year (Rs.)
1	2	3	4
140-10	Empanelment & Registration Charges	-	0.00
140-11	Licensing Fees	280,424.00	110,071.00
140-12	Fees for Grant of Permit	0.00	0.00
140-13	Fees for Certificate or Extract	0.00	0.00
140-14	Development Charges	0.00	0.00
140-15	Regularization Fees	0.00	0.00
140-20	Penalties and Fines	-	0.00
140-40	Slaughter House Fees	-	0.00
140-45	Road cutting charges	0.00	0.00
140-50	User Charges (water price)	11,880.00	5790.00



140-60	Market Charges	-	0.00
140-70	Service / Administrative Charges	0.00	0.00
140-80	Other Charges	12783.00	1778.00
	Sub-Total.	305,087.00	117,639.00
	Less:		
140-90	Rent Remission and Refunds		
	Sub-total	0.00	0.00
	<b>Total income from Fees &amp; User Charges –</b>	<b>305,087.00</b>	<b>117,639.00</b>





**Schedule I-6: Revenue Grants, Contributions & Subsidies [Code No160]**

Code No	Particulars	Current year (Rs.)	Previous Year (Rs.)
1	2	3	4
160-10	Revenue Grant	403,273,473.00	300,667,686.00
160-20	Re-imbursement of expenses	0.00	0.00
60-30	Contribution towards schemes	34,574,180.00	4588592.00

**Total Revenue Grants, Contributions & Subsidies**

437,847,653.00      305,256,278.00

**Schedule I-7: Income from Investments – General Fund [Code No 170]**

Code No	Particulars	Current year (Rs.)	Previous Year (Rs.)
1	2	3	4
170-10	Interest on Investments	0.00	0.00
170-20	Dividend	0.00	0.00
170-30	Income from projects taken up on commercial basis	0.00	0.00
	Profit in Sale of Investments	0.00	0.00
170-40	Others	0.00	0.00
170-80			

**Total Income from Investments**

0.00      0.00



**Schedule I-8: Interest Earned [Code No 171]**

Code No	Particulars	Current year (Rs.)	Previous Year (Rs.)
1	2	3	4
171-10	Interest from Bank Accounts	-	0.00
171-20	Interest on loans and advances to Employees	0.00	0.00
	Interest on loans to others	0.00	0.00
171-30	Other Interest	0.00	0.00
171-80			

**Total. – Interest Earned**


- 0.00

**Schedule I-9: Other Income [Code No180]**

Code No	Particulars	Current year (Rs.)	Previous Year (Rs.)
1	2	3	4
180-10	Deposits	-	0.00
180-11	Lapsed Deposits	-	0.00
180-20	Insurance Claim Recovery	0.00	0.00
180-30	Profit on Disposal of Fixed asses	0.00	0.00
180-40	Recovery from Employees	0.00	0.00
180-50	Unclaimed Refund/ Liabilities	0.00	0.00
180-60	Excess Provisions written back	0.00	0.00
180-80	Miscellaneous Income & Premium	22,006,600.00	1,701,507.00

**Total Other Income**

22,006,600.00 1,701,507.00





**Schedule I-10: Establishment Expenses [code no 210]**

**Schedule I-10 (a): Establishment Expenses – Function wise**

Code No	Particulars	Current year (Rs.)	Previous Year (Rs.)
1	2	3	4
	Municipal Body	-	
	Administration	-	
	Finance,Accounts,Audit	-	
	Election	-	
	Department Salary	190,027,839.00	140,375,708.00
	Hospital Department Salary	-	1,969,319.00
	Pension	24,455,029.00	29,779,036.00
	PF	29,686,799.00	46,018,169.00
	Estate		
	Stores & Purchase		
	Fund(other benefit to Employee)		
	Workshop		
	Census		
<b>Total establishment expenses – Function wise</b>		<b>244,169,667.00</b>	<b>218,142,232.00</b>

Note:

The total function wise expenses as per Schedule I-10 (a) should tally with the total Establishment expenses as per Schedule I-10 (b).

**Schedule I-11 (b): Administrative Expenses – Expenditure head-wise**

Code No	Particulars	Current year (Rs.)	Previous Year (Rs.)
1	2	3	4
220-10	Rent, Rates and Taxes	0.00	-
220-11	Administration Expenses	1,294,011.00	961,300.00
220-12	Communication Expenses	0.00	-
220-20	Books & Periodicals	0.00	-
220-21	Printing and Stationery	591,513.00	91,519.00
220-30	Travelling & Conveyance	0.00	-



220-40	Insurance	0.00	-
220-50	Audit Fees	0.00	-
220-51	Legal Expenses	93,897.00	46,400.00
220-52	Professional and other Fees	0.00	-
220-60	Advertisement and Publicity	8,800,000.00	2,988,982.00
220-61	Retirement & terminal benefits	0.00	-
	Education Expenses	0.00	-
220-80	Other Administrative Expenses	2,278,799.00	3,322,465.00

Total establishment expenses – expense head wise	13,058,220.00	7,410,666.00
--	---------------	--------------

**Total administrative expenses – expense head wise**

Note:

The total function wise expenses as per Schedule I-11 (b) should tally with the total administrative expenses as per Schedule I-11 (a).



**Schedule I-12: Operations and Maintenance [Code No 230]**

**Schedule I-12 (a): Operations & Maintenance Expenses – Function wise**

Code No	Particulars	Current year (Rs.)	Previous Year (Rs.)
1	2	3	4
	Municipal Body	0.00	0.00
	Administration	-	0.00
	Finance, Accounts, Audit	0.00	0.00
	PLA- SFC Expenses	0.00	0.00
	PLA- TFC Expenses	0.00	0.00
	Revolving Expenses	0.00	0.00
	Election	0.00	0.00
	Record Room	0.00	0.00
	Estate	0.00	0.00
	Stores & Purchase	0.00	0.00
	Workshop	0.00	0.00
	Census	0.00	0.00
		-	-

**Total Operations & Maintenance expenses –**

0.00

0.00

**Function wise**

**Note:**

The total function wise expenses as per Schedule I-12 (a) should tally with the total Operations & maintenance expenses as per Schedule I-12 (b).

**Schedule I-12 (b): Operations & Maintenance – Expenditure head-wise**

Code No	Particulars	Current year (Rs.)	Previous Year (Rs.)
1	2	3	4
230-10	Power & Fuel	5,200,000.00	3,642,548.00
230-20	Public lighting exp	0.00	78,865.00
230-30	Consumption of Stores	0.00	-
230-40	Hire Charges	0.00	-
230-51	Repairs & maintenance –Infrastructure Assets	0.00	-
230-52	Repairs & maintenance – Civic Amenities	2,561,575.00	5,375,050.00



230-53 Repairs &amp; maintenance – Buildings

505,633.00

89,831.00

Code No	Particulars	8,267,208.00		9,186,294.00	
		Current Year (Rs.)		Previous Year (Rs.)	
1	2	3		4	
230-54	Repairs & maintenance – Vehicles	0.00		-	
230-59	Repairs & maintenance – Others (water)	-		-	
230-80	Other operating & maintenance expenses	-		-	
<b>Total operations &amp; maintenance - expense head wise</b>		<b>8,267,208.00</b>		<b>9,186,294.00</b>	

Note:

The total function wise expenses as per Schedule I-12 (b) should tally with the total Operations & maintenance expenses as per Schedule I-12 (a).



**Schedule I-13: Interest & Finance Charges [Code No 240]**

Code No 1	Particulars 2	Current year (Rs.) 3	Previous Year (Rs.) 4
240-10	Interest on Loans from Central Government	0.00	0.00
	Interest on Loans from State Government	0.00	0.00
240-20	Interest on Loans from Government Bodies & associations	0.00	0.00
	Interest on Loans from International Agencies	0.00	0.00
240-30	Interest on Loans from Banks & Other Financial Institutions	0.00	0.00
240-40	Other Interest	0.00	0.00
	Bank Charges	-	1,593.00
240-50	Other Finance Expenses	-	0.00
240-60	Water supply & Sewerage	-	0.00
<b>Total Interest &amp; Finance Charges</b>		-	<b>1,593.00</b>

